

















Corporate Balanced Scorecard

Community/Customer

Q1	Q2	
		Overall waste recycling rate %
		Residual waste per household
		Average no. of missed bins
		CST: % of calls answered
		CST: % of calls answered in 20 secs







Online uptake





Q1	Q2	
		% of Benefits new claims online (IEG4)
		% of Benefits change of circumstances online (IEG4)
		Ratio of web/call-post-email submissions (W2)

Updated measures to replace the T18 programme measures that added little extra information.







Additional measures to better quantify online uptake and benefit to the council will be developed as new website transactions goes live.

Processes




Q1	Q2	% of planning applications determined within time frame
		Major(Statutory)
		Minor
		Other

Q1	Q2	
		Avg End to End time Benefits New Claims
		Avg End to End time Benefits Change of circumstances

Performance

Q1	Q2	
		EH: % of nuisance complaints resolved at informal stage
		Avg days short term sickness/FTE
		Complaint response speed

Key

	Below target performance
	Narrowly off target, be aware
	On or above target